


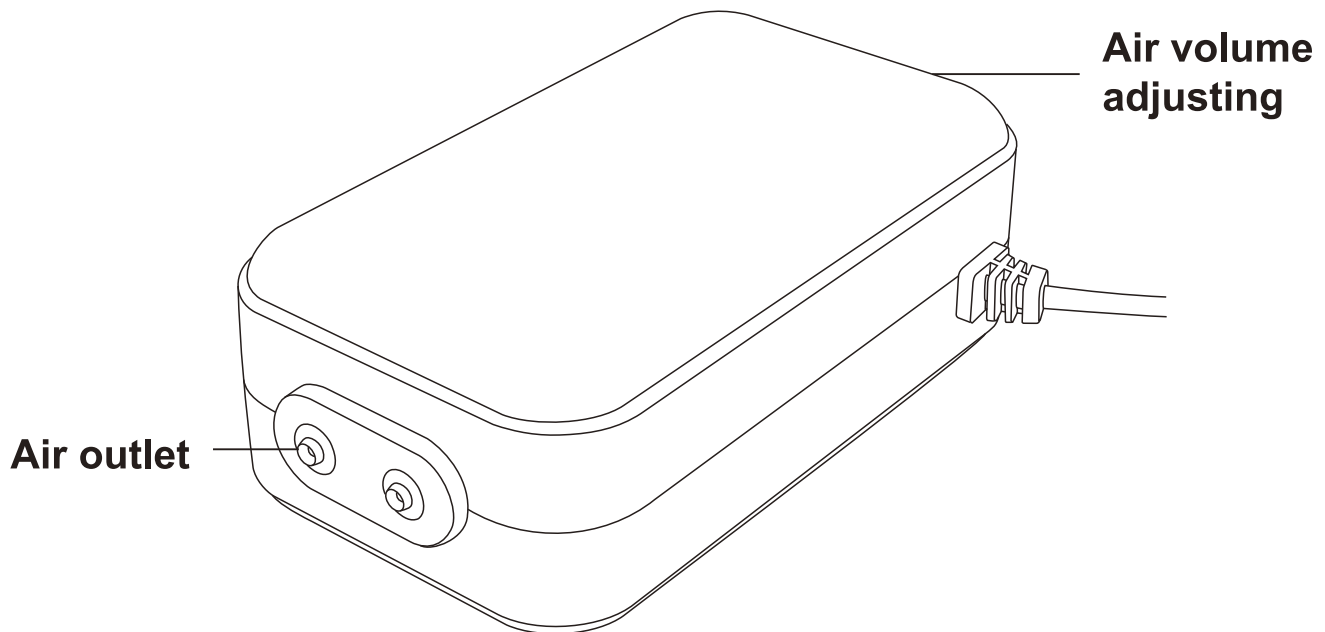
fishkeeper



fishkeeper

FK003 USER MANUAL

fishkeeper aquarium oxygen pump



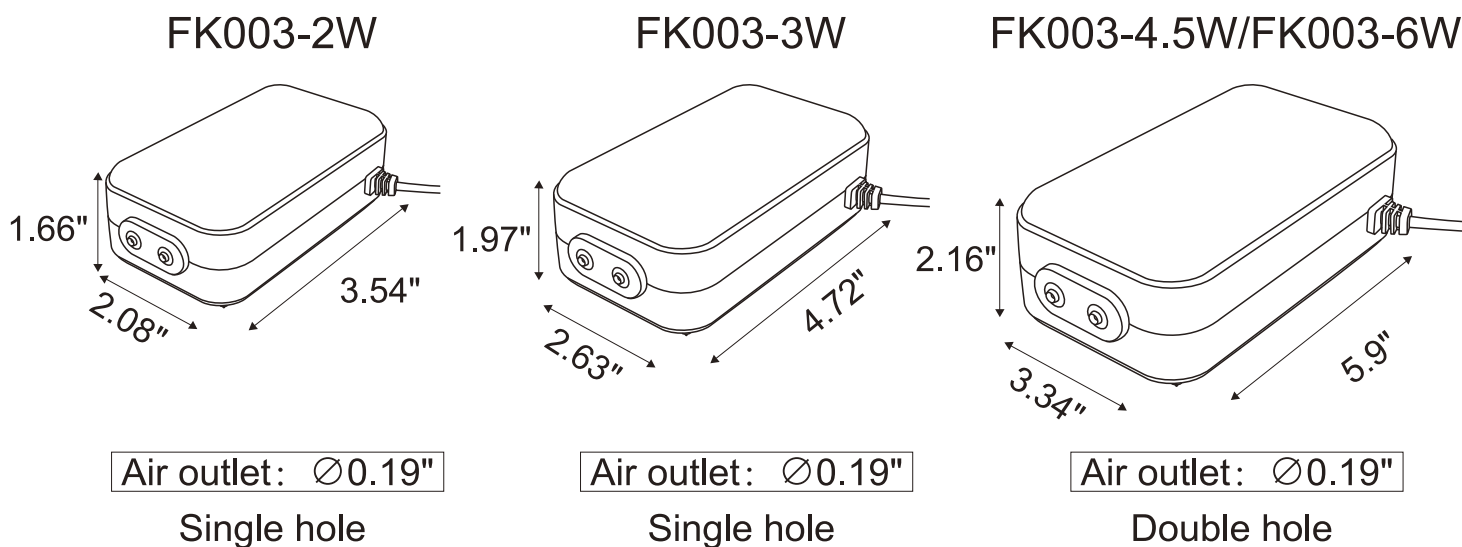
**Note: Only products with power of 3W/4.5W/6W
have an adjustable air volume.**

Product overview:

With a new generation of magnetic levitation pneumatic technology, this product has more gas output and less energy consumption. The shell is made of high-quality ABS plastic, which is durable. Special synthetic rubber components provide constant pressure and air volume. The air volume is adjustable, making it very convenient to use. High pressure value makes it an ideal air source for fish tanks, aquarium lights and other products. Generate oxygen quietly with 4 shock absorbing rubber pads.

If you have any problem, please provide your amazon order id (amazon invoice) and shipping address by E-mail: Service@fish-keeper.com

PRODUCT DIAGRAM



1. PRODUCT FEATURES

Strong gas output: Adopt a new generation of magnetic levitation pneumatic technology. More gas output and less energy consumption.

Super quiet: Special synthetic rubber components provide constant pressure and air volume, making oxygen generation super quiet. 4 soft shock absorbing rubber pads further reduce the noise.

Durable: The shell is made of high-quality ABS plastic. The pump body is made of high quality sealing cup, which is wear-resisting and durable.

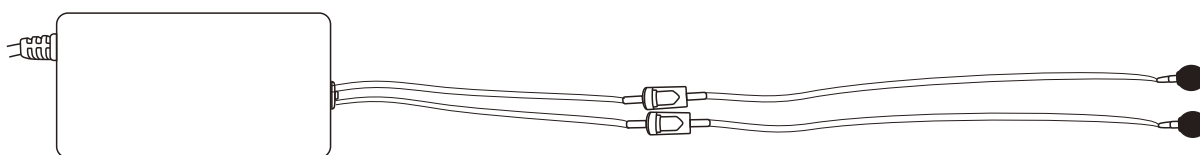
Adjustable tank sizes: Suitable for different tank sizes, you can choose according to real conditions.

Wide application: Suitable for freshwater and saltwater aquariums, fountains and hydroponic systems. Improve the efficiency of air entering to the aquariums and help promote healthier fish and aquatic plant life.

2. PRODUCT SPECIFICATIONS

Model No.	FK003-2W	FK003-3W	FK003-4.5W	FK003-6W
Power (W)	2	3	4.5	6
Voltage	110-120V/60HZ 220-240V/50HZ	110-120V/60HZ 220-240V/50HZ	110-120V/60HZ 220-240V/50HZ	110-120V/60HZ 220-240V/50HZ
Output	1.5L/min	3.5L/min	3.5L/min*2	4.5L/min*2
Aquarium size (gallons)	5~30	30~50	50~70	70~100
Pressure (M Pa)	0.022	0.022	0.014	0.018
Outlet	1	1	2	2
Cord length (ft)	5.9	5.9	5.9	5.9
Noise (dB)	≤45	≤45	≤45	≤45
Recommended water depth (ft)	≤2.6	≤3.9	≤4.9	≤5.2
Recommended water depth (ft)	/	Air stone Check valve Air tube	/	Air stone Check valve Air tube

3. INSTRUCTIONS



4. ATTENTIONS

- √ Please read this user manual carefully before using and follow it strictly.
- √ Please install the air pump with check valves or place the air pump 1 inch higher than the water surface in order to avoid the water back-flow and potential damage to the pump.
- √ Please place the air pump level on a flat surface and put a towel under the pump to reduce the sound.
- √ Please keep the air pump away from water since it is not waterproof.
- √ Please keep the air pump away from flammable items to avoid accidents.
- √ Please unplug the power and contact the seller if the air pump is making abnormal sound, overheating or has no air output. ****OPENING WILL VOID WARRANTY****
- √ Please soak the air stones for 1-2 hours before use to get perfect bubbles with this pump.
- √ Please note that airflow loss is usually caused by clogged air-stone, which is the result of algae, floating debris, and mineral deposits accumulated in the pores. If you notice a diminished air flow, try blowing through the air-stone by yourself. If it is difficult, replace the air-stone.
- √ Please unplug the power before maintenance.
- √ Please mind that the temperature range for the air pump is between 33.8°F~95°F (1°C~35°C).
- √ Please mind that the maximum water depth for the attached air stone is 4.8 feet.

5. WARNING

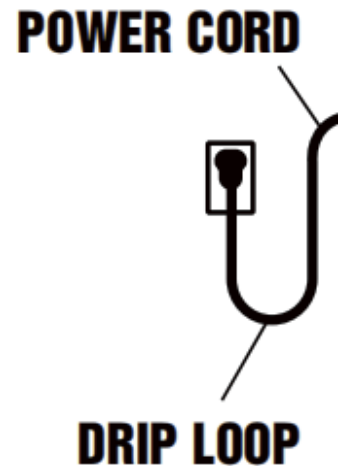
To avoid possible electric shock, do not immerse the pump in the water. If the pump falls into the water or becomes wet, do not touch it until you have unplugged it. Basic safety precautions that should be observed are as follows:

Caution: To prevent possible electrical shock resulting from water back-siphoning, the pump should be used with a check-valve or positioned higher than the tank's water level.

1. Read and follow this user manual strictly.

2. **DANGER-** To avoid possible electric shock, special care should be taken since water is employed in the use of aquarium equipment. For each of the following situations, do not attempt to repair yourself. Instead, return the pump to an authorized service facility for maintenance or discard it.

- A.If the pump falls into the water, do not touch it. First unplug it, then retrieve it. If electrical components of the pump get wet, unplug the pump immediately.
- B.Carefully examine the pump after installation. It should not be plugged in if there is water on parts that not intended to be wet.
- C.Do not operate the pump if it has a damaged cord or plug, is malfunctioning, dropped or damaged in any manner. The power cord of this pump cannot be replaced. If the cord is damaged, the pump should be discarded.
- D.To avoid the possibility of the pump plug getting wet, position the aquarium and its stand to one side of a wall mounted outlet to prevent water from dripping onto the outlet or plug. A “drip loop”, shown in the figure below, should be arranged by the user for each cord, which connects the pump to the outlet. If an extension cord is used, the “drip loop” is the part of the cord below the level of the outlet or the connector that prevents water traveling along the cord and coming in contact with the outlet. If the plug or outlet does get wet, DO NOT unplug the cord. Disconnect the fuse to the circuit breaker that supplies power to the pump. Then unplug and examine for the presence of water in the outlet. If you are not sure, consult a certified electrician.
- 3.Close supervision is necessary when the pump is used near children.
- 4.To avoid injury, do not contact moving or hot parts.
- 5.Always unplug the pump from the outlet when not in use, before putting on or taking off parts, maintenance or placing hands in the water. Never yank the cord to pull plug from the outlet. Grasp the plug and pull to disconnect.
- 6.Do not use the pump for other than intended use. The use of attachments not recommended or sold by the appliance manufacturer may cause an unsafe condition and will void the warranty.
- 7.Do not install or store the pump where it will be exposed to extreme weather or temperatures below freezing. This pump is suitable for use in water temperatures between 40~95°F.
- 8.Make sure the pump is securely installed before operating it.



9. Read and observe all the important notices on the pump.

10. If an extension cord is necessary, a cord with a proper rating should be used, such as rated amperes or watts. A cord rated for less amperes or watts than the pump rating may overheat. Care should be taken to arrange the cord so that it will not be tripped over or pulled.

11. The pump is intended FOR HOUSEHOLD USE ONLY.

12. SAVE THIS USER MANUAL.

6. ONE YEAR LIMITED WARRANTY

This product MUST be purchased from an authorized fishkeeper reseller. Visit our website for a list of unauthorized resellers. Fishkeeper warrants this product against defects in materials and workmanship for ONE(1) YEAR from the date of the original retail purchase and is none-transferable.

Warranty on all products, including aquariums. But it is limited to the replacement of the products and does not cover fish loss, personal injury, property loss or direct, incidental or consequential damage caused by using this product

Note: Fishkeeper One-year Limited Warranty does not cover damage caused by the followings: improper installation, saltwater corrosion, electrical surges or modifications.

If you discover a defect, please contact fishkeeper, who will, at its option, repair or replace the product at no charge, provided that you return it during the warranty period. A copy of the bill of sale is required as a proof of the original purchase date in the event of the product needing repairs within the warranty period. Fishkeeper does not warrant any products that are not fishkeeper's.

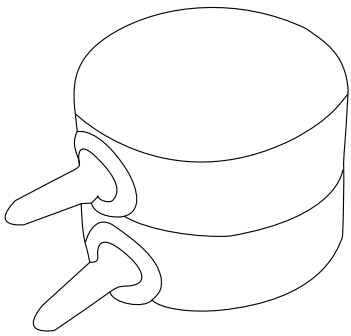
This warranty does not apply if the product has been damaged by accident, abuse, misuse or misapplication, or modified without the written permission of fishkeeper

7. DISPOSAL

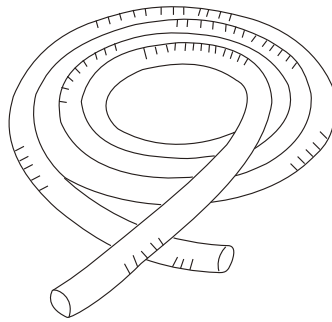
Do not dispose this product as unsorted municipal waste. Collection of such waste separately for special treatment is necessary. This product has to be disposed at an authorized place for the recycling of electrical and electronic appliances rather than being disposed together with the domestic waste. Collecting and recycling waste is a way of saving natural resources. So, please consult with your local seller to make sure the product is disposed in an environmentally friendly way.

8. PACKING LIST

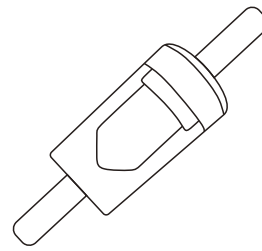
Model No.	User manual	Air pump	Check valve	Bubble stone	Air pipe	Connector
FK003-2W	1	1				
FK003-3W	1	1	1	2	1	2
FK003-4.5W	1	1				
FK003-6W	1	1	2	2	2	2




Bubble stone



Oxygen tube



Check valve



Connector

9. CONTACT INFORMATION

Brand owner: A&B Holdings (Shen Zhen) Co.,Ltd

Address: 20 LiShipai 1st Ln, #510, Bantian St, Longgang District,
Shenzhen City, Guangdong Province, China 518100

Website: www.fish-keeper.com

E-mail: Service@fish-keeper.com

If you have any problem, please provide your amazon order id (amazon invoice) and shipping address by E-mail: Service@fish-keeper.com



MADE IN CHINA